

SPOTlight: School Year 2022-2023

Stetson, John B. Middle School

School Code	5580	Principal Name	Thomas Mullin
Sector	District	Address	3200 B St
Network	Network 5	Phone	215 400 9150
Report Type	Middle School	Admission Category	Catchment
Receives HS Report	No	October 1 Enrollment	608
Grades in Report	5 8		
Website	stetson.philasd.org		

School Performance Outcomes Table

CONDITIONS FOR SUCCESS


Metric Name	2021-22 Results	2022-23 Results	2022-23 Progress	Metric Description
Student Attendance	Not Applicable	60.4%	Not Applicable	Percentage of students attending 90% or more of instructional days
Teacher Attendance	Not Applicable	87.5%	Not Applicable	Percentage of teachers attending 90% or more of work days
Student Dropouts (Grades 7-8)	Not Applicable	6	Not Applicable	Number of students no longer enrolled, and who did not transfer or graduate


ACADEMIC GOALS


Metric Name	2021-22 Results	2022-23 Results	2022-23 Progress	2021-22 Results	2022-23 Results	2022-23 Progress
Goals 1-3: Grades 3-8	PSSA/PASA Proficient or Advanced			PSSA/PASA Below Basic		
Grade 3 Reading	Not Applicable			Not Applicable		
Grade 3 - 8 Reading	Not Applicable	12.1%	Not Applicable	Not Applicable	35.4%	Not Applicable
Grade 3 Math	Not Applicable			Not Applicable		
Grade 3 - 8 Math	Not Applicable	1.1%	Not Applicable	Not Applicable	89.2%	Not Applicable
Grade 4 and 8 Science	Not Applicable	16.9%	Not Applicable	Not Applicable	58.4%	Not Applicable

All SPOTlight indicator colors are based on unrounded changes in results. Percentage point changes are rounded to the nearest tenth for display.

SPOTlight Legend:

Improving 

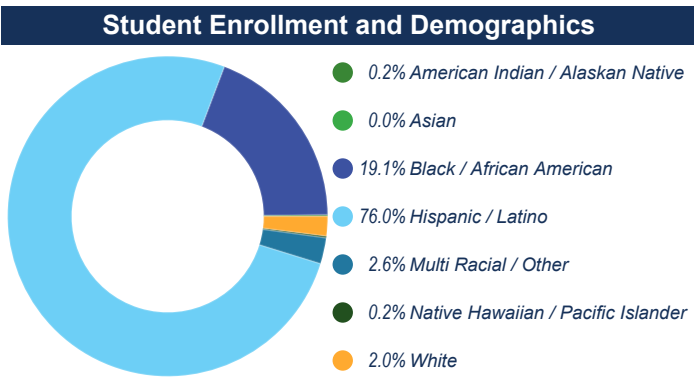
Maintaining 

Not Improving 

Stetson, John B. Middle School

2022-2023 SCHOOL PROGRESS REPORT ON EDUCATION AND EQUITY

School Code | 5580 Sector | District Network | Network 5
 Principal Name | Thomas Mullin Address | 3200 B St
 Phone | 215-400-9150 Website | stetson.philasd.org
 Report Type | Middle School Grades in Report | 5-8
 Admissions Category | Catchment Receives HS Report | No
 Oct 1 Enrollment | 608



689 # of Students Served Over the Full Year	27.5% % of Students with IEPs
27.5% % of Students Identified as English Learners	92.9% % of Students Identified as Economically Disadvantaged

Student Attendance

30.3% % of Students Attending at Least 95% of Instructional Days	60.4% % of Students Attending at Least 90% of Instructional Days
--	--

Score Level	Performance	Improvement	Level
Not Applicable for 2022-2023	Black / African American		
Performance Insufficient Data for Score	Insufficient Data for Score	Insufficient Data for Score	NA
	Hispanic / Latino		
Improvement Insufficient Data for Score	Insufficient Data for Score	Insufficient Data for Score	NA
	Multi Racial / Other		
Goal Performance (All Students)	White		
	Insufficient Data for Score	Insufficient Data for Score	NA
GOAL 1 PSSA ELA: % of Students Proficient or Advanced, Grades 3-8	American Indian / Alaskan Native		
Score: 12.1%	Insufficient Data for Score	Insufficient Data for Score	NA
Not Applicable	Asian		
GOAL 2 PSSA ELA: % of Students Proficient or Advanced, Grade 3	Insufficient Data for Score	Insufficient Data for Score	NA
	Native Hawaiian / Pacific Islander		
Score: 1.1%	Insufficient Data for Score	Insufficient Data for Score	NA
Not Applicable	English Learners		
GOAL 3 PSSA Math: % of Students Proficient or Advanced, Grades 3-8	Insufficient Data for Score	Insufficient Data for Score	NA
	Students with IEPs		
Score: 1.1%	Insufficient Data for Score	Insufficient Data for Score	NA
Not Applicable	Economically Disadvantaged		
<ul style="list-style-type: none"> Improving Not Improving Maintaining Not Applicable 	Insufficient Data for Score	Insufficient Data for Score	NA

Climate, Culture & Opportunity

Conditions for Success

School Code | 5580 School Name | Stetson, John B. Middle School

% of Students Attending 90%+ of Days

All Students

689 Students

Score: 60.4%



Not Applicable

No Data Prior Year



% of Students Attending

Greater Than 95% of Instructional Days

30.3%

90-95% of Instructional Days

30.0%

85-90% of Instructional Days

16.3%

80-85% of Instructional Days

9.0%

Less than 80% of Instructional Days

14.4%

Number of Dropouts

All Students

Grades 7-8

Students: 6

Not Applicable

No Data Prior Year



% of Students Receiving Zero Out-of-School Suspensions

All Students

689 Students

Score: 99.0%



Not Applicable

No Data Prior Year



* Schools that are performing at the most positive value for a metric automatically receive a label of "Improving", even if no change in performance occurred.

Climate, Culture & Opportunity

Conditions for Success

School Code | 5580 School Name | Stetson, John B. Middle School

% of Teachers Attending 90%+ of Days

All Teachers

40 Teachers

Score: 87.5%



Not Applicable

No Data Prior Year



Additional Teacher Metrics

0.0%

% of Teachers Rated as Distinguished

100.0%

% of Teachers Rated as Proficient

83.8%

Year-to-Year Teacher Retention

* Schools that are performing at the most positive value for a metric automatically receive a label of "Improving", even if no change in performance occurred.

Reading: Every Student Reads On or Above Grade Level

Goal 1 - PSSA Reading Proficiency, Grades 3-8

School Code | 5580 School Name | Stetson, John B. Middle School

PSSA ELA: % of Students Proficient or Advanced, Grades 3-8	PSSA ELA: % of Students Below Basic, Grades 3-8
All Students <i>65 out of 537 Students</i> Score: 12.1% <div style="display: flex; align-items: center; gap: 10px;"> <div style="background-color: #4a5558; color: white; padding: 2px 10px; border-radius: 10px;">Not Applicable</div> <div>No Data Prior Year</div> <div style="border: 1px solid #ccc; border-radius: 50%; width: 20px; height: 20px; display: flex; align-items: center; justify-content: center;">○</div> </div>	All Students <i>190 out of 537 Students</i> Score: 35.4% <div style="display: flex; align-items: center; gap: 10px;"> <div style="background-color: #4a5558; color: white; padding: 2px 10px; border-radius: 10px;">Not Applicable</div> <div>No Data Prior Year</div> <div style="border: 1px solid #ccc; border-radius: 50%; width: 20px; height: 20px; display: flex; align-items: center; justify-content: center;">○</div> </div>
Black / African American <i>6 out of 103 Students</i> Score: 5.8% <div style="display: flex; align-items: center; gap: 10px;"> <div style="background-color: #4a5558; color: white; padding: 2px 10px; border-radius: 10px;">Not Applicable</div> <div>No Data Prior Year</div> <div style="border: 1px solid #ccc; border-radius: 50%; width: 20px; height: 20px; display: flex; align-items: center; justify-content: center;">○</div> </div>	Black / African American <i>34 out of 103 Students</i> Score: 33.0% <div style="display: flex; align-items: center; gap: 10px;"> <div style="background-color: #4a5558; color: white; padding: 2px 10px; border-radius: 10px;">Not Applicable</div> <div>No Data Prior Year</div> <div style="border: 1px solid #ccc; border-radius: 50%; width: 20px; height: 20px; display: flex; align-items: center; justify-content: center;">○</div> </div>
Hispanic / Latino <i>53 out of 407 Students</i> Score: 13.0% <div style="display: flex; align-items: center; gap: 10px;"> <div style="background-color: #4a5558; color: white; padding: 2px 10px; border-radius: 10px;">Not Applicable</div> <div>No Data Prior Year</div> <div style="border: 1px solid #ccc; border-radius: 50%; width: 20px; height: 20px; display: flex; align-items: center; justify-content: center;">○</div> </div>	Hispanic / Latino <i>147 out of 407 Students</i> Score: 36.1% <div style="display: flex; align-items: center; gap: 10px;"> <div style="background-color: #4a5558; color: white; padding: 2px 10px; border-radius: 10px;">Not Applicable</div> <div>No Data Prior Year</div> <div style="border: 1px solid #ccc; border-radius: 50%; width: 20px; height: 20px; display: flex; align-items: center; justify-content: center;">○</div> </div>
Multi Racial / Other <p style="text-align: center;">Insufficient Sample</p>	Multi Racial / Other <p style="text-align: center;">Insufficient Sample</p>
White <p style="text-align: center;">Insufficient Sample</p>	White <p style="text-align: center;">Insufficient Sample</p>
American Indian / Alaskan Native <p style="text-align: center;">Insufficient Sample</p>	American Indian / Alaskan Native <p style="text-align: center;">Insufficient Sample</p>
Asian <p style="text-align: center;">Insufficient Sample</p>	Asian <p style="text-align: center;">Insufficient Sample</p>
Native Hawaiian / Pacific Islander <p style="text-align: center;">Insufficient Sample</p>	Native Hawaiian / Pacific Islander <p style="text-align: center;">Insufficient Sample</p>
English Learners <i>9 out of 143 Students</i> Score: 6.3% <div style="display: flex; align-items: center; gap: 10px;"> <div style="background-color: #4a5558; color: white; padding: 2px 10px; border-radius: 10px;">Not Applicable</div> <div>No Data Prior Year</div> <div style="border: 1px solid #ccc; border-radius: 50%; width: 20px; height: 20px; display: flex; align-items: center; justify-content: center;">○</div> </div>	English Learners <i>68 out of 143 Students</i> Score: 47.6% <div style="display: flex; align-items: center; gap: 10px;"> <div style="background-color: #4a5558; color: white; padding: 2px 10px; border-radius: 10px;">Not Applicable</div> <div>No Data Prior Year</div> <div style="border: 1px solid #ccc; border-radius: 50%; width: 20px; height: 20px; display: flex; align-items: center; justify-content: center;">○</div> </div>
Students with IEPs <i>5 out of 149 Students</i> Score: 3.4% <div style="display: flex; align-items: center; gap: 10px;"> <div style="background-color: #4a5558; color: white; padding: 2px 10px; border-radius: 10px;">Not Applicable</div> <div>No Data Prior Year</div> <div style="border: 1px solid #ccc; border-radius: 50%; width: 20px; height: 20px; display: flex; align-items: center; justify-content: center;">○</div> </div>	Students with IEPs <i>85 out of 149 Students</i> Score: 57.1% <div style="display: flex; align-items: center; gap: 10px;"> <div style="background-color: #4a5558; color: white; padding: 2px 10px; border-radius: 10px;">Not Applicable</div> <div>No Data Prior Year</div> <div style="border: 1px solid #ccc; border-radius: 50%; width: 20px; height: 20px; display: flex; align-items: center; justify-content: center;">○</div> </div>
Economically Disadvantaged <i>60 out of 506 Students</i> Score: 11.9% <div style="display: flex; align-items: center; gap: 10px;"> <div style="background-color: #4a5558; color: white; padding: 2px 10px; border-radius: 10px;">Not Applicable</div> <div>No Data Prior Year</div> <div style="border: 1px solid #ccc; border-radius: 50%; width: 20px; height: 20px; display: flex; align-items: center; justify-content: center;">○</div> </div>	Economically Disadvantaged <i>177 out of 506 Students</i> Score: 35.0% <div style="display: flex; align-items: center; gap: 10px;"> <div style="background-color: #4a5558; color: white; padding: 2px 10px; border-radius: 10px;">Not Applicable</div> <div>No Data Prior Year</div> <div style="border: 1px solid #ccc; border-radius: 50%; width: 20px; height: 20px; display: flex; align-items: center; justify-content: center;">○</div> </div>

* Schools that are performing at the most positive value for a metric automatically receive a label of "Improving", even if no change in performance occurred.

Reading: Every Student Reads On or Above Grade Level

Goal 2 - PSSA Reading Proficiency, Grade 3

School Code | 5580 School Name | Stetson, John B. Middle School

PSSA ELA: % of Students Proficient or Advanced, Grade 3	PSSA ELA: % of Students Below Basic, Grade 3
<p>All Students</p> <p style="text-align: center;">Not Applicable</p>	<p>All Students</p> <p style="text-align: center;">Not Applicable</p>
<p>Black / African American</p> <p style="text-align: center;">Not Applicable</p>	<p>Black / African American</p> <p style="text-align: center;">Not Applicable</p>
<p>Hispanic / Latino</p> <p style="text-align: center;">Not Applicable</p>	<p>Hispanic / Latino</p> <p style="text-align: center;">Not Applicable</p>
<p>Multi Racial / Other</p> <p style="text-align: center;">Not Applicable</p>	<p>Multi Racial / Other</p> <p style="text-align: center;">Not Applicable</p>
<p>White</p> <p style="text-align: center;">Not Applicable</p>	<p>White</p> <p style="text-align: center;">Not Applicable</p>
<p>American Indian / Alaskan Native</p> <p style="text-align: center;">Not Applicable</p>	<p>American Indian / Alaskan Native</p> <p style="text-align: center;">Not Applicable</p>
<p>Asian</p> <p style="text-align: center;">Not Applicable</p>	<p>Asian</p> <p style="text-align: center;">Not Applicable</p>
<p>Native Hawaiian / Pacific Islander</p> <p style="text-align: center;">Not Applicable</p>	<p>Native Hawaiian / Pacific Islander</p> <p style="text-align: center;">Not Applicable</p>
<p>English Learners</p> <p style="text-align: center;">Not Applicable</p>	<p>English Learners</p> <p style="text-align: center;">Not Applicable</p>
<p>Students with IEPs</p> <p style="text-align: center;">Not Applicable</p>	<p>Students with IEPs</p> <p style="text-align: center;">Not Applicable</p>
<p>Economically Disadvantaged</p> <p style="text-align: center;">Not Applicable</p>	<p>Economically Disadvantaged</p> <p style="text-align: center;">Not Applicable</p>

* Schools that are performing at the most positive value for a metric automatically receive a label of "Improving", even if no change in performance occurred.

Math & Science: Every Student Performs On or Above Grade Level

Goal 3 - PSSA Math Proficiency, Grades 3-8

School Code | 5580 School Name | Stetson, John B. Middle School

PSSA Math: % of Students Proficient or Advanced, Grades 3-8	PSSA Math: % of Students Below Basic, Grades 3-8
All Students <i>6 out of 547 Students</i> Score: 1.1% <div style="display: flex; justify-content: space-between; align-items: center;"> <div style="background-color: #4a5558; color: white; padding: 2px 10px; border-radius: 10px;">Not Applicable</div> <div style="text-align: center;">No Data Prior Year</div> <div style="border: 1px solid #ccc; border-radius: 50%; width: 20px; height: 20px; display: flex; align-items: center; justify-content: center;"> ○ </div> </div>	All Students <i>488 out of 547 Students</i> Score: 89.2% <div style="display: flex; justify-content: space-between; align-items: center;"> <div style="background-color: #4a5558; color: white; padding: 2px 10px; border-radius: 10px;">Not Applicable</div> <div style="text-align: center;">No Data Prior Year</div> <div style="border: 1px solid #ccc; border-radius: 50%; width: 20px; height: 20px; display: flex; align-items: center; justify-content: center;"> ○ </div> </div>
Black / African American <i>0 out of 104 Students</i> Score: 0.0% <div style="display: flex; justify-content: space-between; align-items: center;"> <div style="background-color: #4a5558; color: white; padding: 2px 10px; border-radius: 10px;">Not Applicable</div> <div style="text-align: center;">No Data Prior Year</div> <div style="border: 1px solid #ccc; border-radius: 50%; width: 20px; height: 20px; display: flex; align-items: center; justify-content: center;"> ○ </div> </div>	Black / African American <i>95 out of 104 Students</i> Score: 91.4% <div style="display: flex; justify-content: space-between; align-items: center;"> <div style="background-color: #4a5558; color: white; padding: 2px 10px; border-radius: 10px;">Not Applicable</div> <div style="text-align: center;">No Data Prior Year</div> <div style="border: 1px solid #ccc; border-radius: 50%; width: 20px; height: 20px; display: flex; align-items: center; justify-content: center;"> ○ </div> </div>
Hispanic / Latino <i>6 out of 416 Students</i> Score: 1.4% <div style="display: flex; justify-content: space-between; align-items: center;"> <div style="background-color: #4a5558; color: white; padding: 2px 10px; border-radius: 10px;">Not Applicable</div> <div style="text-align: center;">No Data Prior Year</div> <div style="border: 1px solid #ccc; border-radius: 50%; width: 20px; height: 20px; display: flex; align-items: center; justify-content: center;"> ○ </div> </div>	Hispanic / Latino <i>372 out of 416 Students</i> Score: 89.4% <div style="display: flex; justify-content: space-between; align-items: center;"> <div style="background-color: #4a5558; color: white; padding: 2px 10px; border-radius: 10px;">Not Applicable</div> <div style="text-align: center;">No Data Prior Year</div> <div style="border: 1px solid #ccc; border-radius: 50%; width: 20px; height: 20px; display: flex; align-items: center; justify-content: center;"> ○ </div> </div>
Multi Racial / Other <p style="text-align: center;">Insufficient Sample</p>	Multi Racial / Other <p style="text-align: center;">Insufficient Sample</p>
White <p style="text-align: center;">Insufficient Sample</p>	White <p style="text-align: center;">Insufficient Sample</p>
American Indian / Alaskan Native <p style="text-align: center;">Insufficient Sample</p>	American Indian / Alaskan Native <p style="text-align: center;">Insufficient Sample</p>
Asian <p style="text-align: center;">Insufficient Sample</p>	Asian <p style="text-align: center;">Insufficient Sample</p>
Native Hawaiian / Pacific Islander <p style="text-align: center;">Insufficient Sample</p>	Native Hawaiian / Pacific Islander <p style="text-align: center;">Insufficient Sample</p>
English Learners <i>2 out of 147 Students</i> Score: 1.4% <div style="display: flex; justify-content: space-between; align-items: center;"> <div style="background-color: #4a5558; color: white; padding: 2px 10px; border-radius: 10px;">Not Applicable</div> <div style="text-align: center;">No Data Prior Year</div> <div style="border: 1px solid #ccc; border-radius: 50%; width: 20px; height: 20px; display: flex; align-items: center; justify-content: center;"> ○ </div> </div>	English Learners <i>137 out of 147 Students</i> Score: 93.2% <div style="display: flex; justify-content: space-between; align-items: center;"> <div style="background-color: #4a5558; color: white; padding: 2px 10px; border-radius: 10px;">Not Applicable</div> <div style="text-align: center;">No Data Prior Year</div> <div style="border: 1px solid #ccc; border-radius: 50%; width: 20px; height: 20px; display: flex; align-items: center; justify-content: center;"> ○ </div> </div>
Students with IEPs <i>0 out of 153 Students</i> Score: 0.0% <div style="display: flex; justify-content: space-between; align-items: center;"> <div style="background-color: #4a5558; color: white; padding: 2px 10px; border-radius: 10px;">Not Applicable</div> <div style="text-align: center;">No Data Prior Year</div> <div style="border: 1px solid #ccc; border-radius: 50%; width: 20px; height: 20px; display: flex; align-items: center; justify-content: center;"> ○ </div> </div>	Students with IEPs <i>148 out of 153 Students</i> Score: 96.7% <div style="display: flex; justify-content: space-between; align-items: center;"> <div style="background-color: #4a5558; color: white; padding: 2px 10px; border-radius: 10px;">Not Applicable</div> <div style="text-align: center;">No Data Prior Year</div> <div style="border: 1px solid #ccc; border-radius: 50%; width: 20px; height: 20px; display: flex; align-items: center; justify-content: center;"> ○ </div> </div>
Economically Disadvantaged <i>6 out of 512 Students</i> Score: 1.2% <div style="display: flex; justify-content: space-between; align-items: center;"> <div style="background-color: #4a5558; color: white; padding: 2px 10px; border-radius: 10px;">Not Applicable</div> <div style="text-align: center;">No Data Prior Year</div> <div style="border: 1px solid #ccc; border-radius: 50%; width: 20px; height: 20px; display: flex; align-items: center; justify-content: center;"> ○ </div> </div>	Economically Disadvantaged <i>460 out of 512 Students</i> Score: 89.8% <div style="display: flex; justify-content: space-between; align-items: center;"> <div style="background-color: #4a5558; color: white; padding: 2px 10px; border-radius: 10px;">Not Applicable</div> <div style="text-align: center;">No Data Prior Year</div> <div style="border: 1px solid #ccc; border-radius: 50%; width: 20px; height: 20px; display: flex; align-items: center; justify-content: center;"> ○ </div> </div>

* Schools that are performing at the most positive value for a metric automatically receive a label of "Improving", even if no change in performance occurred.

Math & Science: Every Student Performs On or Above Grade Level

PSSA Math Proficiency, Grade 3

School Code | 5580 School Name | Stetson, John B. Middle School

PSSA Math: % of Students Proficient or Advanced, Grade 3	PSSA Math: % of Students Below Basic, Grade 3
<p>All Students</p> <p style="text-align: center;">Not Applicable</p>	<p>All Students</p> <p style="text-align: center;">Not Applicable</p>
<p>Black / African American</p> <p style="text-align: center;">Not Applicable</p>	<p>Black / African American</p> <p style="text-align: center;">Not Applicable</p>
<p>Hispanic / Latino</p> <p style="text-align: center;">Not Applicable</p>	<p>Hispanic / Latino</p> <p style="text-align: center;">Not Applicable</p>
<p>Multi Racial / Other</p> <p style="text-align: center;">Not Applicable</p>	<p>Multi Racial / Other</p> <p style="text-align: center;">Not Applicable</p>
<p>White</p> <p style="text-align: center;">Not Applicable</p>	<p>White</p> <p style="text-align: center;">Not Applicable</p>
<p>American Indian / Alaskan Native</p> <p style="text-align: center;">Not Applicable</p>	<p>American Indian / Alaskan Native</p> <p style="text-align: center;">Not Applicable</p>
<p>Asian</p> <p style="text-align: center;">Not Applicable</p>	<p>Asian</p> <p style="text-align: center;">Not Applicable</p>
<p>Native Hawaiian / Pacific Islander</p> <p style="text-align: center;">Not Applicable</p>	<p>Native Hawaiian / Pacific Islander</p> <p style="text-align: center;">Not Applicable</p>
<p>English Learners</p> <p style="text-align: center;">Not Applicable</p>	<p>English Learners</p> <p style="text-align: center;">Not Applicable</p>
<p>Students with IEPs</p> <p style="text-align: center;">Not Applicable</p>	<p>Students with IEPs</p> <p style="text-align: center;">Not Applicable</p>
<p>Economically Disadvantaged</p> <p style="text-align: center;">Not Applicable</p>	<p>Economically Disadvantaged</p> <p style="text-align: center;">Not Applicable</p>

* Schools that are performing at the most positive value for a metric automatically receive a label of "Improving", even if no change in performance occurred.

Math & Science: Every Student Performs On or Above Grade Level

PSSA Science Proficiency, Grades 4 and 8

School Code | 5580 School Name | Stetson, John B. Middle School

PSSA Science: % of Students Proficient or Advanced, Grades 4 & 8	PSSA Science: % of Students Below Basic, Grades 4 & 8
All Students <i>28 out of 166 Students</i> Score: 16.9% <div style="display: flex; justify-content: space-between; align-items: center;"> Not Applicable No Data Prior Year <input type="radio"/> </div>	All Students <i>97 out of 166 Students</i> Score: 58.4% <div style="display: flex; justify-content: space-between; align-items: center;"> Not Applicable No Data Prior Year <input type="radio"/> </div>
Black / African American <i>2 out of 30 Students</i> Score: 6.7% <div style="display: flex; justify-content: space-between; align-items: center;"> Not Applicable No Data Prior Year <input type="radio"/> </div>	Black / African American <i>23 out of 30 Students</i> Score: 76.7% <div style="display: flex; justify-content: space-between; align-items: center;"> Not Applicable No Data Prior Year <input type="radio"/> </div>
Hispanic / Latino <i>23 out of 132 Students</i> Score: 17.4% <div style="display: flex; justify-content: space-between; align-items: center;"> Not Applicable No Data Prior Year <input type="radio"/> </div>	Hispanic / Latino <i>73 out of 132 Students</i> Score: 55.3% <div style="display: flex; justify-content: space-between; align-items: center;"> Not Applicable No Data Prior Year <input type="radio"/> </div>
Multi Racial / Other <p style="text-align: center;">Insufficient Sample</p>	Multi Racial / Other <p style="text-align: center;">Insufficient Sample</p>
White <p style="text-align: center;">Insufficient Sample</p>	White <p style="text-align: center;">Insufficient Sample</p>
American Indian / Alaskan Native <p style="text-align: center;">Insufficient Sample</p>	American Indian / Alaskan Native <p style="text-align: center;">Insufficient Sample</p>
Asian <p style="text-align: center;">Insufficient Sample</p>	Asian <p style="text-align: center;">Insufficient Sample</p>
Native Hawaiian / Pacific Islander <p style="text-align: center;">Insufficient Sample</p>	Native Hawaiian / Pacific Islander <p style="text-align: center;">Insufficient Sample</p>
English Learners <i>4 out of 51 Students</i> Score: 7.8% <div style="display: flex; justify-content: space-between; align-items: center;"> Not Applicable No Data Prior Year <input type="radio"/> </div>	English Learners <i>33 out of 51 Students</i> Score: 64.7% <div style="display: flex; justify-content: space-between; align-items: center;"> Not Applicable No Data Prior Year <input type="radio"/> </div>
Students with IEPs <i>3 out of 42 Students</i> Score: 7.1% <div style="display: flex; justify-content: space-between; align-items: center;"> Not Applicable No Data Prior Year <input type="radio"/> </div>	Students with IEPs <i>37 out of 42 Students</i> Score: 88.1% <div style="display: flex; justify-content: space-between; align-items: center;"> Not Applicable No Data Prior Year <input type="radio"/> </div>
Economically Disadvantaged <i>27 out of 157 Students</i> Score: 17.2% <div style="display: flex; justify-content: space-between; align-items: center;"> Not Applicable No Data Prior Year <input type="radio"/> </div>	Economically Disadvantaged <i>93 out of 157 Students</i> Score: 59.2% <div style="display: flex; justify-content: space-between; align-items: center;"> Not Applicable No Data Prior Year <input type="radio"/> </div>

* Schools that are performing at the most positive value for a metric automatically receive a label of "Improving", even if no change in performance occurred.